
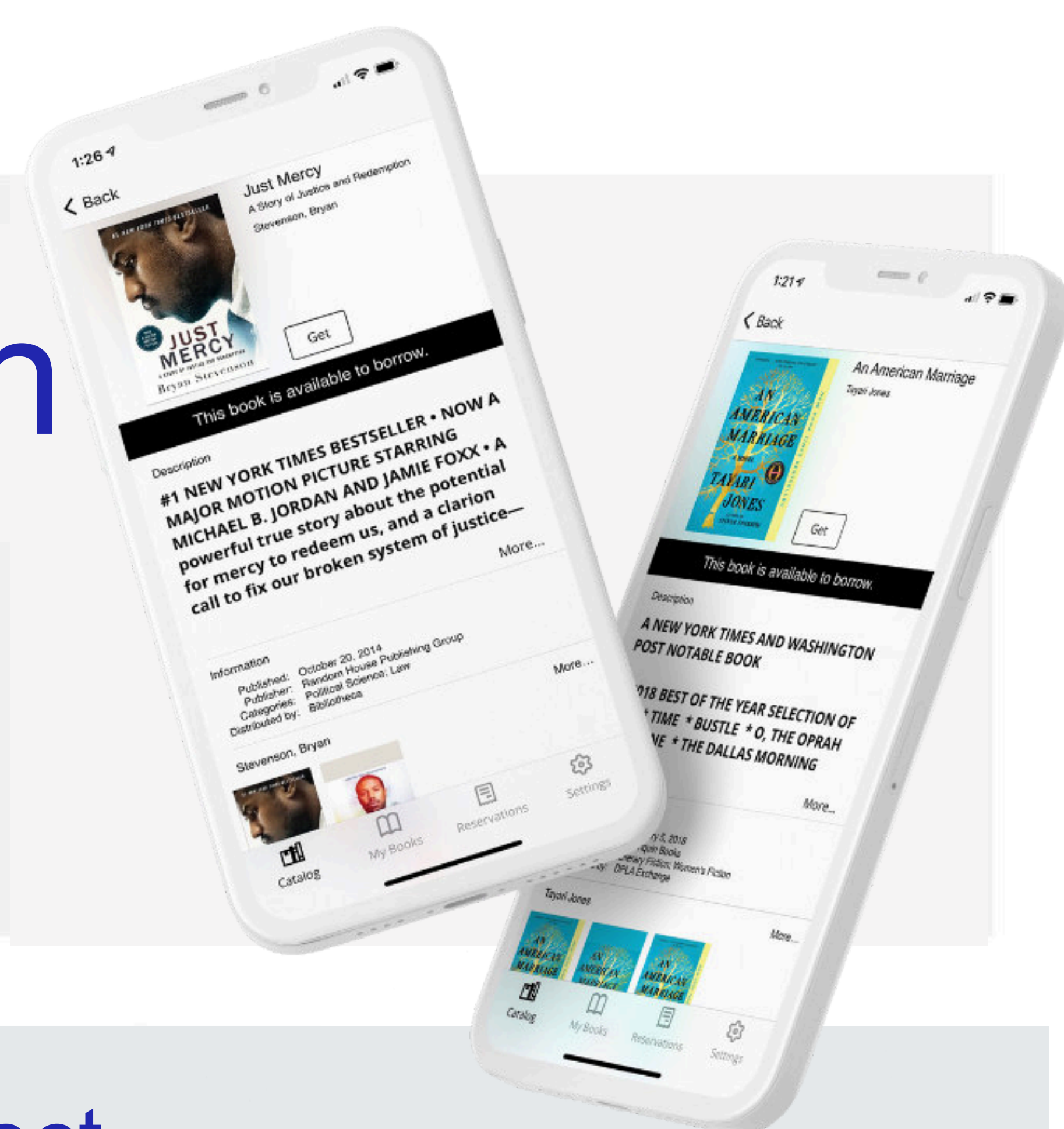



Getting Started with



Palace

The Library eReader App



1

Download the Palace Project

Install the Palace app from your device's app store

2

Find your Library

Open Palace and select your library's digital collection of eBooks and audiobooks from the library list by tapping Find your Library, or search using the search bar at the top

3

Borrow

Browse and borrow a title from your library's digital collection. You just need a valid library card number to check out titles. After you choose a title, tap Get or Borrow to Borrow the title

From your library's collection you can:

- Browse the available materials by genre by swiping left on the main screen to see a carousel of titles in the genre, or clicking on the genre title to see all the titles in the category
- Search for a specific title, author, or subject by tapping on the search icon in the top right of the screen

4

Read

You can download many titles immediately from Palace. Borrowed titles appear in the My Books list at the bottom of the screen, and download to your device automatically

From your My Books list you can:

- Tap Download to begin reading or listening to a title
- Tap Read to start reading or listening to a title or pick up where you last left off